

Ibn Khuldoon National School

May 2018 IB Results

Congratulations to the forty IKNS students who fulfilled the IB Diploma requirements in the May 2018 examination session. The highest diploma score was 37 points this session, the average Diploma score was 31 points and the average subject grade for Diploma students was 4.93. The pass rate was 95%, as two students were not awarded the Diploma due to not achieving 12 points in three Higher Level subjects.

Special congratulations go to the twelve students who achieved a distinguished Diploma score between 34 and 37 points, and of course to the students who obtained the highest diploma scores: Ali AlBosta (37), Donya AlDailami (36), Aya ElKhoby (36) and Abdulla Tammam (36).

Forty other course candidates obtained certificates in one or more IB subjects (English, Math, Biology and Visual Arts) achieving good grades. It is very pleasing to see the majority of IKNS graduates awarded an IB certificate this session- excellent preparation for their university studies.

We wish all our graduates continued success in their higher education! It is pleasing to see a large number of this year's graduates go on to study medicine and dentistry in Bahrain and abroad.

May 2018 IKNS IB Results per Subject

Table 1 shows the analysis of the May 2018 results per subject. The number of IKNS candidates who sat for each subject, the number of students achieving each grade (out of 7), and the IKNS and worldwide average grades for each subject.

Subject	Number of Candidates per Subject	Number of Students Achieving per Subject per Grade							School Average	World Average
		7	6	5	4	3	2	1		
ARABIC A: LANG & LITERATURE HL	2	-	-	2	-	-	-	-	5.00	5.21
ARABIC A: LANG & LITERATURE SL	5	-	5	-	-	-	-	-	6.00	5.23
ENGLISH A: LANG & LITERATURE HL	31	-	7	14	10	-	-	-	4.90	4.97
ENGLISH A: LANG & LITERATURE SL	11	-	-	3	7	1	-	-	4.18	5.08
ENGLISH A: LITERATURE HL	7	-	-	4	3	-	-	-	4.57	4.71
ENGLISH A: LITERATURE SL	4	-	-	2	1	1	-	-	4.25	5.01

ARABIC B HL	30	4	20	2	3	1	-	-	5.77	5.88
ARABIC B SL	4	-	1	3	-	-	-	-	5.25	5.62
ENGLISH B HL	14	-	8	5	1	-	-	-	5.50	5.75
ENGLISH B SL	7	-	4	2	1	-	-	-	5.43	5.82
FRENCH AB INITIO	1	-	1	-	-	-	-	-	6.00	4.93
ARABIC AB INITIO	1	1	-	-	-	-	-	-	7.00	4.64
BUSINESS MANAGEMENT HL	7	1	1	4	1	-	-	-	5.29	4.69
BUSINESS MANAGEMENT SL	1	-	-	1	-	-	-	-	5.00	4.88
ECONOMICS HL	15	-	4	5	6	-	-	-	4.87	5.11
ECONOMICS SL	5	1	-	3	1	-	-	-	5.20	4.69
ITGS SL	14	-	3	10	1	-	-	-	5.14	4.22
HISTORY SL	5	1	2	1	1	-	-	-	5.60	4.54
BIOLOGY HL	19	-	8	7	3	1	-	-	5.16	4.34
BIOLOGY SL	11	-	2	5	4	-	-	-	4.82	4.22
CHEMISTRY HL	19	-	5	8	2	3	1	-	4.68	4.45
CHEMISTRY SL	5	-	-	3	1	1	-	-	4.40	3.98
PHYSICS HL	10	-	1	1	5	3	-	-	4.00	4.64
PHYSICS SL	3	-	-	2	1	-	-	-	4.67	4.05
MATHEMATICS HL	3	-	1	-	1	1	-	-	4.33	4.75
MATHEMATICS SL	40	1	5	10	15	8	1	-	4.33	4.26
MATH. STUDIES SL	13	-	-	4	8	1	-	-	4.23	4.21
Film HL	3	-	1	-	2	1	-	-	4.25	4.45
Film SL	4	-	1	-	1	1	-	-	4.33	3.94
VISUAL ARTS HL	10	-	-	-	6	4	-	-	3.60	4.48
VISUAL ARTS SL		-	-	2	1	1	-	-	4.25	3.95

Table 1: IB Subject Analysis, May 2018 examination session

Theory of Knowledge:

All students passed TOK with one student achieving “A”, five students achieving “B”, twenty-eight students achieving “C”, eight students achieving “D”, and none of the students achieving “E”.

Extended Essays:

The extended essays were written in fourteen different subjects and had a variety of interesting topics. It is worth mentioning that this is the first time our students submit extended essays in World Studies. Table 2 shows the numbers of students who did their extended essay in each subject and the grades they obtained.

Subject	Number of candidates	Grade				
		A	B	C	D	E
Arabic A	3	-	-	-	3	-
English A	8	-	1	4	3	-
Arabic B	5	-	1	3	1	-
Business Management	1	-	1	-	-	-
History	3	-	2	1	-	-
ITGS	3	-	1	2	-	-
World Studies- conflict, peace and security	3	-	-	3	-	-
World Studies- culture, language and identity	2	-	-	1	1	-
World Studies- equality and inequality	2	-	-	1	1	-
Chemistry	1	-	-	-	1	-
Physics	7	-	4	3	-	-
Mathematics	1	1	-	-	-	-
Film	2	1	-	1	-	-
Visual Arts	1	-	-	-	1	-

Table 2: Extended Essay subjects and grades, May 2018 examination session

Historical Comparison of the IKNS IB Results with the Worldwide results

The bar charts below compare the IKNS results (maroon) with the World results (grey) in terms of the Mean Point Scores in the IB Diploma (Chart 1), the Pass Rate in the IB Diploma (Chart 2) and the Average Grade obtained (Chart 3). Please note that the Worldwide statistics for the May 2018 examination session have not been published yet.

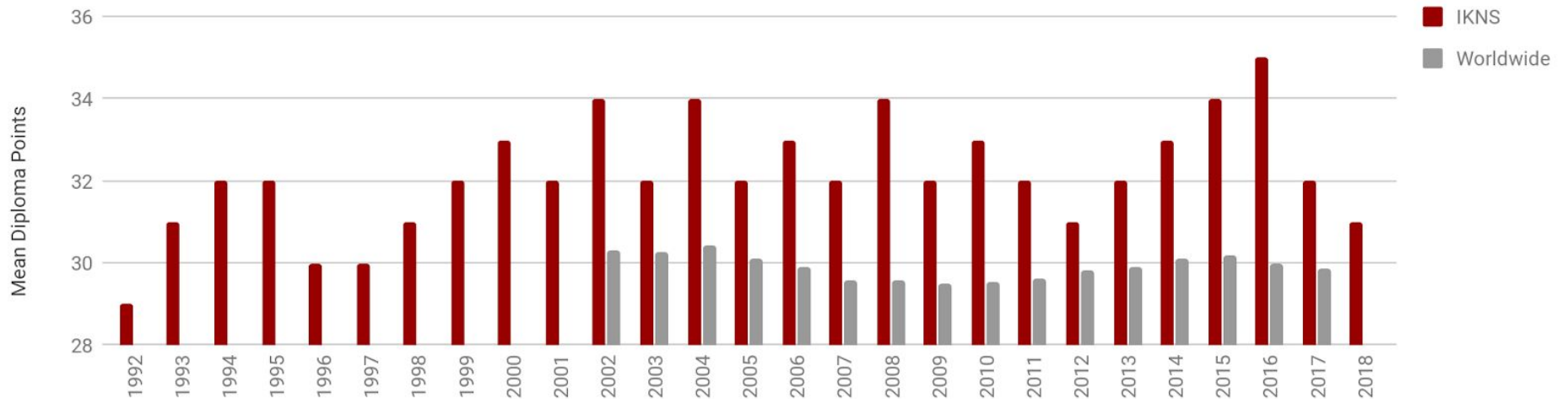


Chart 1: IKNS (maroon) and World (grey) Mean Point Scores in IB diploma.

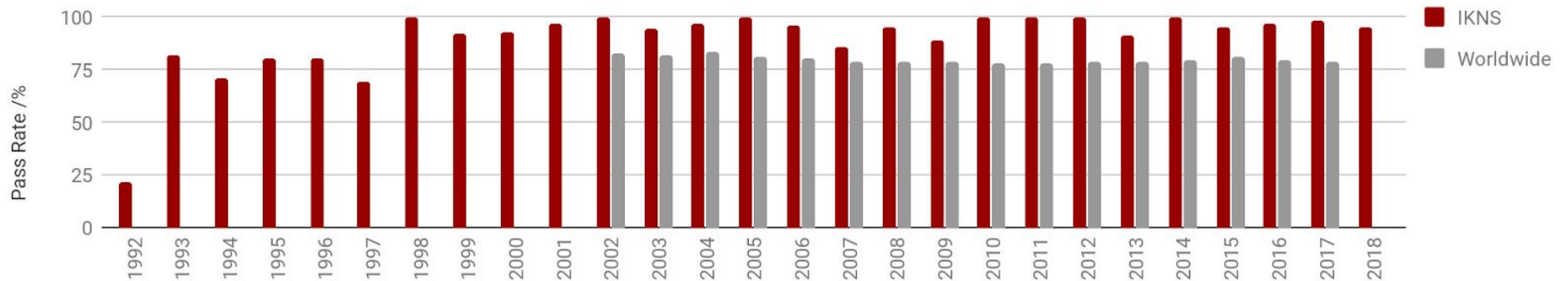


Chart 2: IKNS (maroon) and World (grey) Pass Rate in IB diploma.

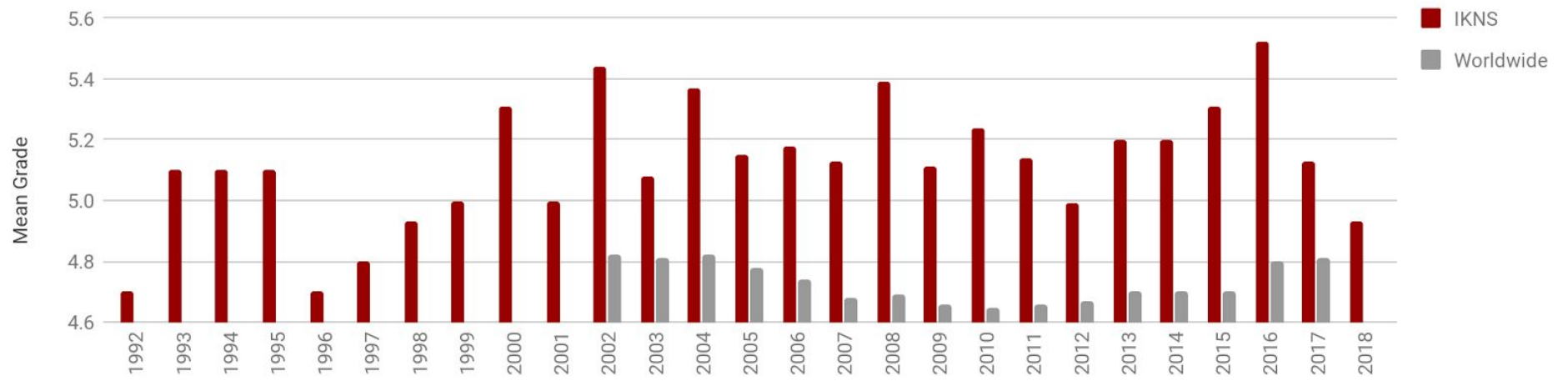


Chart 3: IKNS (maroon) and World (grey) Mean Grade.

Historical Analysis of the IKNS IB Results

The table below shows an analysis of the IKNS IB results since the year 1992 when the first group of IKNS students sat for the IB examinations.

	92	93	94	95	96	97	98	99	00	01	02	03	04	05	06	07	08	09	10	11	12	13	14	15	16	17	18
No. Diploma Candidates	9	11	7	5	20	16	20	12	29	35	27	34	29	28	32	41	35	35	40	45	30	34	33	19	32	53	42
No. Of Candidates Who Passed Diploma	2	9	5	4	16	11	20	11	27	34	27	32	28	28	31	35	33	31	40	45	30	30	33	18	31	52	40
Percentage Pass Rate For Diploma (%)	22	82	71	80	80	69	100	92	93	97	100	94	97	100	96	86	95	89	100	100	100	88	100	95	97	98	95
Average Points Diploma Score	29	31	32	32	30	30	31	32	33	32	34	32	34	32	33	32	34	32	33	32	31	32	33	34	35	32	31
Highest Diploma Points	30	38	40	40	37	35	36	37	41	42	43	41	42	42	42	38	42	38	41	44	39	42	41	41	42	40	37
Average Grade In The Diploma	4.7	5.1	5.1	5.1	4.7	4.8	4.9	5.0	5.3	5.0	5.4	5.1	5.4	5.2	5.2	5.1	5.4	5.1	5.2	5.1	5.0	5.2	5.2	5.3	5.5	5.1	4.9
No. Of Registered Candidates	14	20	25	12	20	19	20	18	42	53	57	70	56	50	59	58	55	45	46	60	49	56	51	46	53	92	93
No. Of Subject Entries	97	92	101	53	160	133	160	104	245	319	258	324	287	253	302	356	307	295	316	384	274	315	291	204	304	493	417

Table 3: Analysis of IKNS IB results over the history of the programme at the school.