

Ibn Khuldoon National School

May 2017 IB Results

This year we celebrated the largest group of IB Diploma students in the history of the school. Fifty-two students obtained the IB Diploma with a pleasing pass rate of 98%. The highest diploma score was 40 points this session, the average Diploma score was 32 points and the average subject grade for Diploma students was 5.13. We are proud of all students who challenged themselves and were able to meet the different demands of this rigorous programme.

Congratulations to the fifty-two students who fulfilled all requirements of the IB Diploma. Special congratulations go to the twenty students who achieved a distinguished Diploma score between 34 and 40 points, and of course to the students who obtained the highest diploma scores: Lulwa Mohamed AlKhalifa, Faisal Moemen AlReefy, Fahad Mohamed AlKhaja and Khalifa Humood AlKhalifa.

Thirty-nine course candidates obtained certificates in one or more IB subjects, achieving good grades. English, Math and Visual Arts were popular IB subjects with these candidates. Course candidates also registered for IB examinations in Physics, Chemistry, Arabic B and Film.

We wish all our graduates continued success in their higher education!

May 2017 IKNS IB Results per Subject

Table 1 shows the analysis of the May 2017 results per subject. The number of IKNS candidates who sat for each subject, the number of students achieving each grade (out of 7), and the IKNS and worldwide average grades for each subject.

Subject	Number of Candidates per Subject	Number of Students Achieving per Subject per Grade							School Average	World Average
		7	6	5	4	3	2	1		
ARABIC A: LANG & LITERATURE HL	6	-	-	5	1	-	-	-	4.83	5.10
ARABIC A: LANG & LITERATURE SL	2	-	1	1	-	-	-	-	5.50	5.20
ARABIC A: LITERATURE HL	5	-	-	-	5	-	-	-	4.00	4.99
ARABIC A: LITERATURE SL	2	-	-	1	1	-	-	-	4.50	5.42
ENGLISH A: LANG & LITERATURE HL	18	1	6	10	1	-	-	-	5.39	4.96

ENGLISH A: LANG & LITERATURE SL	18	-	-	14	4	-	-	-	4.78	5.19
ENGLISH A: LITERATURE HL	11	-	1	6	4	-	-	-	4.73	4.79
ENGLISH A: LITERATURE SL	15	-	2	7	6	-	-	-	4.73	5.05
ARABIC B HL	40	4	17	16	2	1	-	-	5.53	5.84
ARABIC B SL	4	3	1	-	-	-	-	-	6.75	6.01
ENGLISH B HL	22	-	13	9	-	-	-	-	5.59	5.72
ENGLISH B SL	1	-	1	-	-	-	-	-	6.00	5.82
BUSINESS MANAGEMENT HL	22	4	9	8	1	-	-	-	5.73	4.71
ECONOMICS HL	22	-	11	8	2	1	-	-	5.32	5.16
ECONOMICS SL	10	-	4	6	-	-	-	-	5.40	4.74
HISTORY SL	11	-	3	7	1	-	-	-	5.18	4.61
ITGS SL	2	-	2	-	-	-	-	-	6.00	4.15
BIOLOGY HL	16	1	4	3	6	2	-	-	4.75	4.32
BIOLOGY SL	9	2	1	3	3	-	-	-	5.22	4.20
CHEMISTRY HL	20	1	5	8	6	-	-	-	5.05	4.49
CHEMISTRY SL	13	-	2	4	4	3	-	-	4.38	3.96
PHYSICS HL	18	1	2	7	6	2	-	-	4.67	4.65
PHYSICS SL	14	-	1	6	6	1	-	-	4.50	4.08
MATH. STUDIES SL	15	2	7	5	1	-	-	-	5.67	4.30
MATHEMATICS HL	5	-	2	3	-	-	-	-	5.40	4.73
MATHEMATICS SL	45	-	11	19	9	6	-	-	4.78	4.37
Film HL	1	-	-	1	-	-	-	-	5.00	4.51
Film SL	3	-	-	1	-	2	-	-	3.67	4.27
VISUAL ARTS HL	17	-	3	9	5	-	-	-	4.88	4.65

Table 1: IB Subject Analysis, May 2017 examination session

Theory of Knowledge:

The TOK results were excellent this year. All students passed with five students achieving “A”, fifteen students achieving “B”, thirty-one students achieving “C”, two students achieving “D”, and none of the students achieving “E”.

Extended Essays:

The extended essays were written in eleven different subjects and it was pleasing to see many original and interesting topics researched. Table 2 shows the numbers of students who did their extended essay in each subject and the grades they obtained.

Subject	Number of candidates	Grade				
		A	B	C	D	E
Arabic A	12	1	2	7	2	-
English A	10	2	2	5	1	-
Arabic B	13	-	1	5	7	-
Business Management	2	-	-	2	-	-
History	6	-	2	2	2	-
Psychology	1	-	-	1	-	-
Biology	2	-	-	2	-	-
Chemistry	2	1	-	1	-	-
Physics	3	-	1	1	1	-
Film	1	-	-	1	-	-
Visual Arts	1	1	-	-	-	-

Table 2: Extended Essay subjects and grades, May 2017 examination session

Historical Comparison of the IKNS IB Results with the Worldwide results

The bar charts below compare the IKNS results (maroon) with the World results (grey) in terms of the Mean Point Scores in the IB Diploma, the Pass Rate in the IB Diploma and the Average Grade obtained.

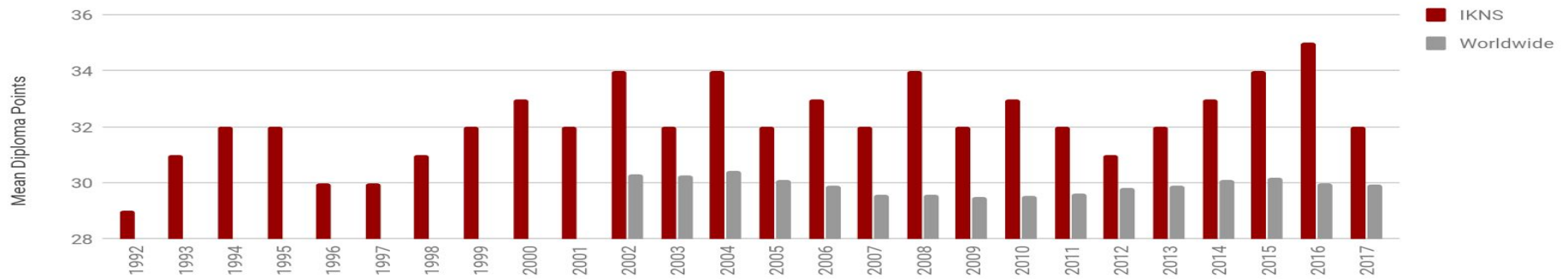


Chart 1: IKNS (maroon) and World (grey) Mean Point Scores in IB diploma.

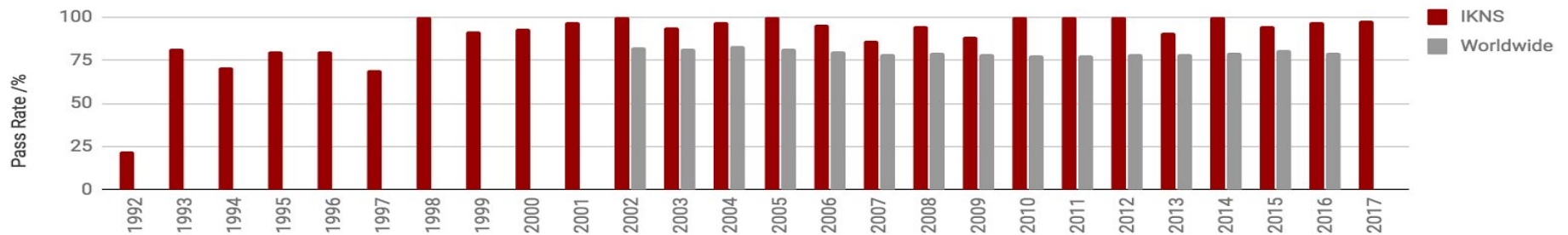


Chart 2: IKNS (maroon) and World (grey) Pass Rate in IB diploma.

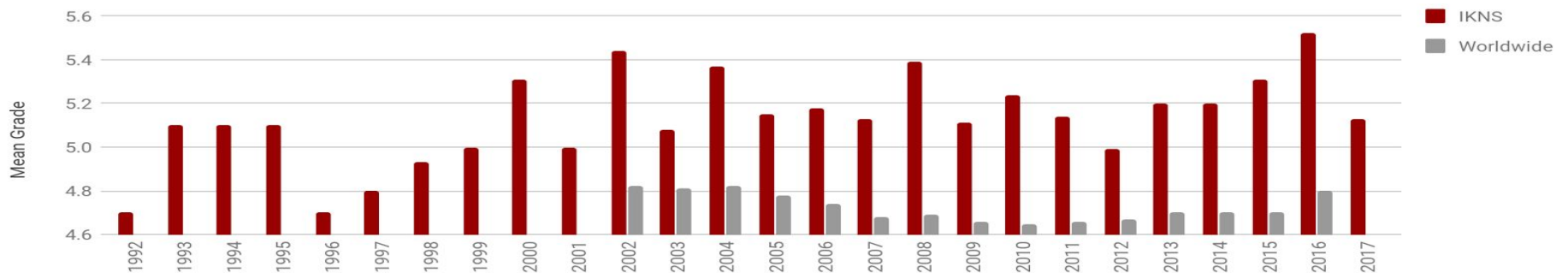


Chart 3: IKNS (maroon) and World (grey) Mean Grade.

Historical Analysis of the IKNS IB Results

The table below shows an analysis of the IKNS IB results since the year 1992 when the first group of IKNS students sat for the IB examinations.

	92	93	94	95	96	97	98	99	00	01	02	03	04	05	06	07	08	09	10	11	12	13	14	15	16	17
No. Diploma Candidates	9	11	7	5	20	16	20	12	29	35	27	34	29	28	32	41	35	35	40	45	30	34	33	19	32	53
No. Of Candidates Who Passed Diploma	2	9	5	4	16	11	20	11	27	34	27	32	28	28	31	35	33	31	40	45	30	30	33	18	31	52
Percentage Pass Rate For Diploma (%)	22	82	71	80	80	69	100	92	93	97	100	94	97	100	96	86	95	89	100	100	100	88	100	95	97	98
Average Points Diploma Score	29	31	32	32	30	30	31	32	33	32	34	32	34	32	33	32	34	32	33	32	31	32	33	34	35	32
Highest Diploma Points	30	38	40	40	37	35	36	37	41	42	43	41	42	42	42	38	42	38	41	44	39	42	41	41	42	40
Average Grade In The Diploma	4.7	5.1	5.1	5.1	4.7	4.8	4.9	5.0	5.3	5.0	5.4	5.1	5.4	5.2	5.2	5.1	5.4	5.1	5.2	5.1	5.0	5.2	5.2	5.3	5.5	5.1
No. Of Registered Candidates	14	20	25	12	20	19	20	18	42	53	57	70	56	50	59	58	55	45	46	60	49	56	51	46	53	92
No. Of Subject Entries	97	92	101	53	160	133	160	104	245	319	258	324	287	253	302	356	307	295	316	384	274	315	291	204	304	493

Table 3: Analysis of IKNS IB results over the history of the programme at the school.